

THE CENTURION SMOKEBOX



"Providing smoking news and steaming interests to members and friends"

Centurion Society of Model Engineers

Kwikkie Crescent 999
Centurion Lake Ext 1
Zwartkop

 www.centuriontrains.com

 info@centuriontrains.com

 **Centurion Society of Model Engineers**
& Centurion Society of Model Engineers' Supporters Group

CSME NEWSLETTER FEBRUARY 2025

COMMITTEE

Chairman - Leon Kamffer	082 577 7813	e-mail: lkamffer@mweb.co.za
Vice chair. - John O'Mahony	082 809 3595	e-mail: omahony236@gmail.com
Treasurer - Ballot Marx	082 808 5783	e-mail: ballotmarx@gmail.com
Secretary - Norman Reyneke	082 553 7344	e-mail: admin@centuriontrains.com
Committee - Carel Janse van Rensburg	076 774 9221	e-mail: kgtmodelbouery@gmail.com
Committee - Francois Hanekom	083 448 2639	e-mail: c.f.hanekom@gmail.com
Committee - Neil Webb	083 243 0701	e-mail: neilwebb52@gmail.com
Committee - Roko Popich	078 401 2927	e-mail: popichfam@gmail.com

Non-committee person contacts

Caretaker - Johan Swanepoel	064 520 8572	e-mail: swanepoel24.js@gmail.com
Facebook - Norman Reyneke	082 553 7344	e-mail: admin@centuriontrains.com
Alarm & Website - Norman Reyneke	082 553 7344	e-mail: admin@centuriontrains.com
Newsletter - Carel Janse van Rensburg	076 774 9221	e-mail: kgtmodelbouery@gmail.com

2025 SUBS: R500 FOR ORDINARY MEMBERS R250 FOR SENIOR MEMBERS AND STUDENTS

Official Correspondence & Newsletter

If you read this and are not receiving mail from the CSME you should contact the secretary or editor to update your details. Please ensure we are notified of any change of email address and cell phone number. Those members without email can collect a copy of the newsletter on request from the clubhouse on track day. The news letters are also distributed via the official CSME Whatsapp group.

Next Club Meetings

The AGM is at 14:00 on Saturday, 15 February 2025, and the club running day is 16 February 2025.

Members are welcome any other time by arrangement with Swannie 064 520 8572. The gates are operational by cell phone for members. Members, please contact Norman Reyneke to be added to the gate motor list.

Chairman's Chatter

The new year started with floods, and a very wet terrain. In spite of this we managed to open ever Sunday in January.

We had steam out every Sunday, thanks to our regular steam aficionados.

Due to the wet terrain, we did not manage to do work on the raised track. We will definitely start again during club Saturdays.

We bought steel to cover the steaming bay in front of the bunker. It is liked by the steamers to clean locos as it is higher than the covered steaming bay. We marked the holes for the support poles, and will start building it. Just one Sunday in the sun or rain cleaning a dirty steam loco and you will vote yes that it is needed.

This Saturday is also the AGM, please come and make a contribution and voice your opinion.

Leon

Secretary's Bit

Members are reminded that the CSME AGM will take place on Saturday 15 February 2025 at 14h00 in the clubhouse.

All members are welcome to attend. Only paid up bona fide members will be eligible to vote. For members who are unable to attend the meeting, the required documentation has been sent out to appoint a proxy to vote in your stead. Documentation must reach the Secretary by Thursday 13 February by email on admin@centuriontrains.com or Tel: 082 553 7344

Norman

From the Editor

Thank you very much for all the contributions to this edition on **THE CENTURION SMOKE BOX**.

The SAR/SAS get together in March 2025 is going to be epic, there are so much interest, we will most certainly set a world record for the most SAR engines, under one station roof over one weekend. We hope that all SAR engine owners will be able to bring at least one, but not limited to, SAR engines to run or display over the long weekend.

The 45mm live steam and stationary engine display promises to showcase these little wonders of engineering.

We started with the WORKSHOP GADGETS section this year. We have several interesting gadgets, tips and trick to make life easier in the workshop. If anyone has similar info to share, please send a photo and a paragraph describing it, and we can share it with the rest of the club and ME community.

We have no items for sale in this month's **SELL/SWOP/WANTED** section. Please feel free to send me pictures and pricing wanted for unused tools, projects or running engines. We will find new homes and use for it!

Carel



**AGENDA FOR ANNUAL GENERAL MEETING OF
THE CENTURION SOCIETY OF MODEL ENGINEERS
HELD AT CLUBHOUSE ON 15 FEBRUARY 2025 AT 14H00**

1. WELCOME
2. APOLOGIES
3. MINUTES OF PREVIOUS MEETING
4. CHAIRMAN'S REPORT
5. TREASURER'S REPORT
6. ELECTION OF COMMITTEE
7. ANNUAL SUBSCRIPTIONS
8. NEW AND LIFE MEMBERS
9. GENERAL
10. CLOSING

**NOMINATION FORM FOR COMMITTEE MEMBER
&
PROXY FORM FOR VOTING AT CSME AGM**

are available on the CSME Member's Whats App Group or from Norman Reyneke,
Secretary of the Centurion Society of Model Engineers
Tel: +27 82 553 7344e-mail: admin@centuriontrains.com



The CSME invites owners of South African Railway models including pre 1910 NZASM, NGR, CGR, right up to Transnet Freight Rail and PRASA, in all gauges, from T to 7 1/4 inch, to participate in the SAR/SAS Get Together during the long weekend of 21 to 23 March 2025.

This includes any projects in process that builders want to display.
We will set-up the display track under the Meerpark Station roof.

We will also have tables in the club house to display the smaller gauges, like T, N, TT, HO, SAR Cape Gauge HO, HO SAR, OO, S, On30, O Gauge, G gauge, Cape Gauge 1, 16mm SMT, 16mm on 45mm, 1:12 on 45mm and 2 1/2 inch, but not limited to!

We are planning to have special edition hat pins available for sale exclusive to this event.

Let us see how many SAR/SAS models we can get under one station roof.
We will record and document each model in attendance. It is about having train fun over the first long weekend of 2025, but we might as well record a world record while we are at it!

(Any other engines are also welcome on the track)

On the 45mm side of Meerpark Station, we will be having an exclusive 45mm live steam weekend, plus a stationary engine display on the 45mm platform deck. Please support this exhibition if you have live steam 45mm locos, or stationary engines. We will supply air for those who prefer running an air rather than steam.

Please feel free to contact Carel Janse van Rensburg for information regarding this event at 076 774 9221 or kgtmodelbouery@gmail.com

Camping as per usual available to club members.

See everyone at Meerpark Station.

WORKSHOP GADGETS

Introduction to the articles on tools or gadgets, by Leon Kamffer:

There is a lot of ways to build a loco or model, and with modern techniques one can do it a lot faster. There is also a lot of special jigs and tools one can also make to speed things up and to assist in making a bunch of parts much quicker and accurate. I usually build a tool or gadget between locos, and collected quite a few over the years. Usually the ideas and plans are from published articles, Youtube videos, internet search or even just a need for a special job. Every month we will include a short writeup of one of the tools or gadgets that help to build easier and faster. If you are interested to build one please come and have a look at the item, ask for dimensions or even close up photos and design your own. They definitely save more time than they take to build.

There are quite a few occasions when one wants to quickly do some work on apart that is already in the lathe that require indexing. In 99% of the cases, it is a simple division of 2, 4, or 6 that is required. A lot of smaller lathes people use some detent on the back gear, but in a closed headstock lathe one needs a different solution.

A simple attachment that can be very quickly deployed with a spring-loaded detent is easy and simple to make from a few on hand materials. It is a once off job to index chucks in the dividing head and drill 12 holes in the backplate. A good tip and a bit of extra work is to align the chuck so that one jaw is parallel to the bed and mark the first hole before indexing and drilling.

The concept is simple and easier explained with a foto. Each lathe will require a simple different design as dictated by the lathe dimensions. It can be left in place between multiple machining operations as it is completely out of the way.

It is used a lot of times for milling a quick square or hexagon on a brass fitting, or just scribing a few division lines on a part. A lightweight small milling head in a vertical slide fitting in a toolholder is used for this, which will be described in future.





PHOTOS FROM THE JANUARY CLUB WEEKEND





Is it just me or is Steve's toolbox and tools colour coded to match WIDGET TOO.

Leon showed off his x20 water tanker bogies, with fully operating brake system, off course!



Return of the stationary steam plants. The big brother is a twin Victoria, the latest acquisition of Neil.

The little one is the latest creation by Michael, fully scratch built in his workshop!



Seen around the Club

It was decided to move VAALBALLOT to the play park after a new coat of paint by the Tuesday gang. It was a real hit amongst our junior visitors on Sunday, they were all over it. Where in the city can you still play on a real tractor?



Limited Edition
CSME coffee mugs:
R70 each
@ the CSME Kiosk

We will do a range
of CSME mugs
during this year, so
start collecting
now.

Members out and about

Francois, new CSME member Jandre, and myself joined the Noord-Transvaal Modeltreinklub, based at he Voortrekker Monument during their model train swap meet to show case some live steam engines. A great event with positive feedback from the public and the model train hobbyists.




Who's doing what?

From Leon's workshop:



Mantis grating fitted to the x20 water tanker



The art of CNC machining name plates to look like castings








A few extra arbors for Quorn and tool post grinder (above)
Fitting a taper lock in a small pulley for a milling slide. (left)

Who's doing what?

From Carel's workshop:



SAR/SAS B Bogie wagons in 1:24 CG 1 on the workbench





FUNNIES



Pilots don't stand when they work!



Found parked in front of the bolt shop, motorised wheelbarrow from local engineering shop, used to collect bolts. Needless to say the Tuesday gang mechanics voted against the idea, no more petrol engines that require maintenance on Tuesdays they say.



What happens when you pull the fire grid lever between the station and the first bridge with a full passenger train.....some one with a camera arrives to take pictures, that's what!



One of the December BooBoo awards recipients came to the rescue with the sudden return of load shedding in January!