

THE CENTURION SMOKEBOX



"Providing smoking news and steaming interests to members and friends"

Centurion Society of Model Engineers

Kwikkie Crescent 999
Centurion Lake Ext 1
Zwartkop

 www.centuriontrains.com

 info@centuriontrains.com

 **Centurion Society of Model Engineers**
& Centurion Society of Model Engineers' Supporters Group

CSME NEWSLETTER SEPTEMBER 2025

COMMITTEE

Chairman - Leon Kamffer	082 577 7813
Vice chair. - John O'Mahony	082 809 3595
Treasurer - Ballot Marx	082 808 5783
Secretary - Norman Reyneke	082 553 7344
Committee - Carel Janse van Rensburg	076 774 9221
Committee - Francois Hanekom	083 448 2639
Committee - Neil Webb	083 243 0701
Committee - Roko Popich	078 401 2927

e-mail: lkamffer@mweb.co.za
e-mail: omahony236@gmail.com
e-mail: ballotmarx@gmail.com
e-mail: admin@centuriontrains.com
e-mail: kgtmodelbouery@gmail.com
e-mail: c.f.hanekom@gmail.com
e-mail: neilwebb52@gmail.com
e-mail: popichfam@gmail.com

Non-committee person contacts

Caretaker - Johan Swanepoel	064 520 8572
Facebook - Norman Reyneke	082 553 7344
Alarm & Website - Norman Reyneke	082 553 7344
Newsletter - Carel Janse van Rensburg	076 774 9221

e-mail: swanepoel24.js@gmail.com
e-mail: admin@centuriontrains.com
e-mail: admin@centuriontrains.com
e-mail: kgtmodelbouery@gmail.com

2025 SUBS: R500 FOR ORDINARY MEMBERS R250 FOR SENIOR MEMBERS AND STUDENTS

Official Correspondence & Newsletter

If you read this and are not receiving mail from the CSME you should contact the secretary or editor to update your details. Please ensure we are notified of any change of email address and cell phone number. Those members without email can collect a copy of the newsletter on request from the clubhouse on track day. The news letters are also distributed via the official CSME Whatsapp group.

Next Club Meetings

The committee meeting is on Tuesday, 16 September 2025, with the ME Fair on 20 and 21 September 2025, plus a public running day on Heritage day, 24 September 2025.

Members are welcome any other time by arrangement with Swannie 064 520 8572. The gates are operational by cell phone for members. Members, please contact Norman Reyneke to be added to the gate motor list.

Chairman's Chatter

We had normal running every weekend, but a few quieter than usual Sundays in spite of pleasant and warm weather.

We finished the 4 new blue passenger trucks, thanks to all the members that helped with the assembly.

We also upgraded our electricity supply with a larger inverter just in time for the usually higher demand during the fair.

September fair is around the corner this weekend. Carel is taking care of the arrangements, please come and show full force, we need all hands on deck. Let showcase what the hobby is all about..

Leon

Secretary's Bit

The relevant form to update your membership details is available on the club website in the Members Page menu and the Club Documents sub menu. Please download, complete and return a form when next you visit the website. Forms can be emailed to admin@centuriontrains.com.

Various repairs to the outer and inner track work have been completed in the last few weeks.

Please join us for our annual September Fair on 20 & 21 September 2025.

Our Birthday wishes for September go out to: Rodney Michael, Gerrit de Vries, Carel Janse van Rensburg.

Very special wishes go to our esteemed Treasurer, Ballot Marx, who joins the band of club Octogenarians on 20 September 2025.

Norman

From the Editor

Thank you very much for all the contributions to this edition on **THE CENTURION SMOKE BOX**.

The **September ME Fair 2025** is here. Please join us with displays of engines and or projects or any other interesting items.

The Clubhouse will have display tables as with the SAR event in March for more delicate displays, with the track stands in the station.

This is a showcase of what we do as a club and model engineering society, let's make this one a great one!

Lizz Popich "volunteered" to manage the club selling table. If you have any unused, pre-loved parts, tools, projects, consumables, books and/or railway items, please bring it along and she will sell it on your behalf.

Carel

Centurion Society of Model Engineers



**CSME 32-45mm Group
Centurion Mini Truckers**



Model Engineering Fair 20 & 21 September 2025

Hobbies Crafts Food




Entrance: R30 per person 9:00 - 16:00

(includes one free ride on the mini trains per entrance ticket, R15 per additional ride)

**Kwikkie Crescent, Centurion
(behind OUTsurance)**

E mail: kgtmlmodelbouery@gmail.com Cell Carel: 076 7749 221



 **PARKING**
 **TOILET FACILITY**
 **TRAIN RIDES**



Centurion Society of Model Engineers

Model Engineering Fair

20 & 21

September 2025

Hobbies Crafts Food

For this event, we are proud to offer the following:

 **PARKING**

 **TOILET FACILITY**

 **TRAIN RIDES**



Entrance: R30 per person 9:00 - 16:00

(includes one free ride on the mini trains per entrance ticket, R15 per additional ride)

Kwikkie Crescent, Centurion

Seen around the Club

The new CSME blue coaches, (that makes it a BLUE TRAIN) was commissioned recently. Excellent work by Leon, chief design engineer and painter, plus the Tuesday/Saturday gang.



Seen around the Club

The 'Terrible Twins' at work — not twins by age or birth, but perfectly matched in height! The other photos reveal a smoothly operating production line in full swing.



Workshop Gadgets - Leon Kamffer

Tailstock Turrets

Having a simple tail stock turret in the lathe can speed things up when making parts like ferrules or even pipe nuts.

One does find a few different designs, mostly 6 position turrets on the internet and from hobby tool shops overseas.

The simplest to make yourself is an inline 4 position turret. Mine is made from 2 pieces of remaining cast iron pieces bought for cylinder liners. I fitted a permanent center drill in one position, opposing it a stop for setting material length, and 2 small chucks for drills.

They come in very handy when making pipe ferrules, one needs only 2 drills, pipe size and through size. If one uses a stub drill for the through hole, one does not even need the center drill.

One drills the tool arbor holes mounting the taper arbor in the lathe spindle, so all tools line up properly.

Switching between the different drills is much faster than changing them in the chuck, speeding things up. The time making one is quickly recovered even making fittings for 1 loco.



Seen around the Club

Leon's SAR/SAS X20 operational water tender had it's first run out on the track. Every corner of this 7 1/4 inch, 1:6 scale wagon is a focus point with the question that follows: "How did he do that?"



Seen around the Club

Those grating/walkways!



The knuckle couplers are art on it's own, and the adaptor coupler assembly to enable the wagon to be coupled to "standard" club couplers, are brilliant!



Who's doing what?

From Leon's Workshop:




Fabricated fittings, Model Engineering Jewellery:



Who's doing what?

From Jandre's workshop:

The shunter progress, plus arch bar bogie side frames in process.



Who's doing what?

From Carel's workshop:

15F locomotives in 1:87 scale does not qualify as model engineering. With this project, I try to apply the inspiration from the true model engineers to incorporate ME principles and techniques into these mini models. If it works, we will call it Micro Model Engineering. Leon demonstrated the principal by CNC machining these beautiful tyres in stainless steel for me, and that is **Micro Model Engineering!** The frames and boiler stretchers I photo etched with some press work with drawings made from the works drawings, in brass and nickel silver.

